


MICT e-Gate

ACTS e-Wallet

HOW TO DOWNLOAD YOUR ACTS e-WALLET
OFFICIAL RECEIPT



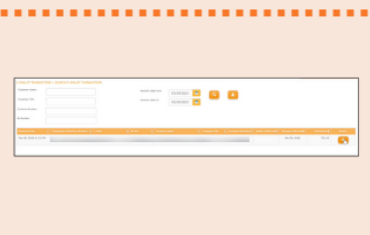
1

On your ACTS profile, click on **Reports** and then choose **e-Wallet Transaction History**.




2

Filter by date and click **Search**.



3

After clicking search, the transactions within the dates selected will be shown. To download, click on the **download button**.



4

The official receipt will now be saved on your computer. Please be informed that **ICTSI-issued e-ORs are officially approved by the BIR**. Every e-OR generated includes our **CAS Permit Number: 2001_0125_PTU_CAS_000774**.

REMINDER

The EWT application in your arrastre payment will be the same EWT to be applied to your e-Wallet e-OR. For the authorized signatory, whoever is the authorized signatory in EWT for the arrastre payment will be the same signatory reflected in the e-OR.

For questions and concerns, please contact customer@ictsi.com.

For more IMPORTANT information about ACTS e-Wallet, please click on the link below:

- [ACTS e-Wallet](#)

For more information about the MICT e-Gate Program, please click on the link below for video tutorials:

Filipino: [MICT e-Gate Program](#)

English: [MICT e-Gate Program](#)

Download the ICTSI App now!



IOS



Android

Copyright @ ICTSI 2015. All Rights Reserved.

To stop receiving MICT Advisories click [Unsubscribe](#).

Manila International Container Terminal

MICT South Access Road, Port of Manila, 1012 Manila, Philippines

+632 245-4101 | www.mict.com.ph | www.ictsi.com

Please do not reply directly to this email. It was sent from an unattended mailbox. For correspondence and inquiries, please send to customercare@ictsi.com.

Provisions under Terminal Services-Standard Trading Conditions-Manila International Container Terminal (MICT) are referred to in so far as applicable.

Copy of the Standard Trading Conditions can be viewed at <https://mict.com.ph/terms-conditions> or available upon request.