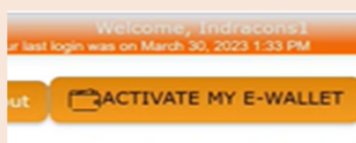


MICT e-Gate ➤

ACTS e-Wallet

HOW TO ACTIVATE YOUR e-WALLET



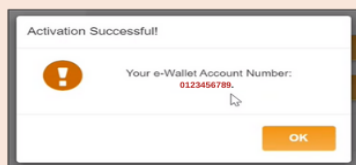
1

On your ACTS Account, click **ACTIVATE MY E-WALLET**.



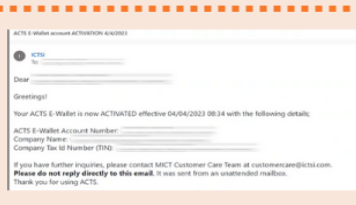
2

Your details will auto-populate according to details in your ACTS-registered account. Click **ACTIVATE** to proceed.



3

Make sure to secure a copy of your system-generated **e-Wallet account number** that will be shown on the screen.



4

You will also receive an **email confirmation** in your **ACTS-registered email address** containing your e-Wallet account number.

REMINDER

Please **SECURE** a copy of your e-Wallet account number for easy reference. This will serve as a reference number that you can use when you top-up your e-Wallet.

For questions and concerns, please contact customer care@ictsi.com.

For more IMPORTANT information about ACTS e-Wallet, please click on the link below:

- [ACTS e-Wallet](#)

To learn more about the MICT e-Gate Program, please click on the below links to the videos:

Filipino: [MICT e-Gate Program](#)

English: [MICT e-Gate Program](#)

Download the ICTSI App now!



IOS



Android

Copyright @ ICTSI 2015. All Rights Reserved.

To stop receiving MICT Advisories click [Unsubscribe.](#)

Manila International Container Terminal

MICT South Access Road, Port of Manila, 1012 Manila, Philippines

+632 245-4101 | www.mict.com.ph | www.ictsi.com

Please do not reply directly to this email. It was sent from an unattended mailbox. For correspondence and inquiries, please send to customercare@ictsi.com.

Provisions under Terminal Services-Standard Trading Conditions-Manila International Container Terminal (MICT) are referred to in so far as applicable.

Copy of the Standard Trading Conditions can be viewed at <https://mict.com.ph/terms-conditions> or available upon request.